

SAUNA EASY

The easy way to your own paradise of wellness.

With its stylish, contemporary look and simple assembly, the EASY is the perfect sauna for people whose lifestyle is flexible, urban and systematic oriented. The EASY sauna comes in a cleverly designed construction that is particularly suitable for self-assembly and dismantling – without professional help.



THE BENEFITS AT A GLANCE

Flexible for modern life

The EASY is packed full of design refinement and impresses with its stylish fittings. Whether in White or with a choice of wood tones, with or without a glass front – urban chic for the style conscious sauna beginner is guaranteed. You can even decorate your sauna in a design motif of your choice. Whether plain or with pictures or ornaments simply choose the size and look and enjoy!

Relaxation even in the smallest of spaces

The EASY sauna fits effortlessly into any home and proves that your own relaxation oasis does not have to take up a lot of space. It is the perfect fit for even the smallest of rooms with floor plan variants from a size of 1.05 × 1.40 × 2.10 m. With a variety of size choices the EASY sauna is suitable for couples, friends or the whole family.

Easy self-assembly

With its precise pre-assembled elements the EASY sauna has been designed for quick and easy self-assembly and can be operated simply from the regular 230V socket (up to a size of 1.45 × 2.00 × 2.10 m). The EASY sauna will truly fit into your life style without compromising on style and KLAFS quality.

PRODUCT DATA

Floor plan	Dimensions (D×W×H): from 1.05 × 1.40 × 2.10 m up to 2.05 × 2.20 × 2.10 m Rectangular and 5-corner floor plan solutions possible
Exterior panelling	White, White Satin, Black, Waxed Swiss Pine, Waxed Oak, Waxed Walnut Glass door and up to three glass elements (with single-pane clear glass, bronze or insulating glass) possible
Interior panelling	Hemlock natural, Waxed Walnut, Swiss Stone Pine
Bench furnishings	Obeche, waxed walnut or hemlock with upholstered softboards as back and head support
Lighting	Sauna lamp CLARA
Heating	Sauna heater FERRO or sauna heater MAJUS with 21 control unit
Accessories	Thermometer, Hourglass
Further additional equipment	Sauna cushions and mats MOLLIS®, KLAFS floor-standing heater MAJUS with Turboheat function, SaunaPUR® or SANARIUM® heater MAJUS with VITALITY BOOST, SOFT STEAM BATH, InfraPLUS, coloured light LED, pendant lamp ROMEO and JULIA, pendant lamp NOOA. Design by Studio F. A. Porsche, SUNSET backrest lighting in warm white or RGB, Relax audio system, KLAFS sauna app, customised motif sticker
Assembly	Self-assembly or assembly via KLAFS
For further product information, please contact your specialist advisor. Let us advise you.	

EXTERIOR PANELLING, GLASS DOOR AND ELEMENTS *



5-corner floor plan with 1 glass door and 1 glass element, Waxed Oak



5-corner floor plan with 1 glass door and 1 glass element, White Satin



Rectangular floor plan with 1 glass door and 1 glass unit, White with bonding



Rectangular floor plan with 1 glass door and 2 glass units, Walnut


INTERIOR PANELLING *



Hemlock natural



Waxed Walnut



Swiss Stone Pine



Softboard EASY as backrest and headrest

ADDITIONAL EQUIPMENT *



InfraPLUS



Pendant lamp ROMEO and JULIA



SANARIUM with SaunaPUR®



Exterior panelling with desired motif pasted on

*) Examples

BASIC PRINCIPLES

The EASY sauna is available in 27 different sizes with five different widths and seven different depths. 19 sizes are available with a 230V power socket. 8 sizes with a 400V power connection.

The different sizes are available as rectangular or 5-corner floor plan with straight bench or angled bench. All floor plans are also available mirrored.

		Width 1.40 m	Width 1.60 m	Width 1.90 m	Width 2.00 m	Width 2.20 m
Depth 1.05 m	Rectangular floor plan with straight bench	× ²	×	×	×	×
	Rectangular floor plan with angled bench		×	×	×	×
	5-corner floor plan with straight bench	× ²	×	×	×	×
	5-corner floor plan with angled bench			×	×	×
Depth 1.15 m	Rectangular floor plan with straight bench	×	×	×	×	×
	Rectangular floor plan with angled bench		×	×	×	×
	5-corner floor plan with straight bench	×	×	×	×	×
	5-corner floor plan with angled bench			×	×	×
Depth 1.25 m	Rectangular floor plan with straight bench	×	×	×	×	×
	Rectangular floor plan with angled bench		×	×	×	×
	5-corner floor plan with straight bench	×	×	×	×	×
	5-corner floor plan with angled bench			×	×	×
Depth 1.45 m	Rectangular floor plan with straight bench		×	× ²	×	×
	Rectangular floor plan with angled bench		×	× ²	×	×
	5-corner floor plan with straight bench		×	× ²	×	×
	5-corner floor plan with angled bench			× ²	×	×
Depth 1.65 m	Rectangular floor plan with straight bench			×	×	×
	Rectangular floor plan with angled bench			×	×	×
	5-corner floor plan with straight bench			×	×	×
	5-corner floor plan with angled bench			×	×	×
Depth 1.95 m	Rectangular floor plan with straight bench			× ¹	× ¹	× ¹
	Rectangular floor plan with angled bench			× ¹	× ¹	× ¹
	5-corner floor plan with straight bench			× ¹	× ¹	× ¹
	5-corner floor plan with angled bench				× ¹	× ¹
Depth 2.05 m	Rectangular floor plan with straight bench				× ¹	× ^{1,2}
	Rectangular floor plan with angled bench				× ¹	× ^{1,2}
	5-corner floor plan with straight bench				× ¹	× ^{1,2}
	5-corner floor plan with angled bench				× ¹	× ^{1,2}

Floor plans with 230V power socket connection

Floor plans with 400V power connection

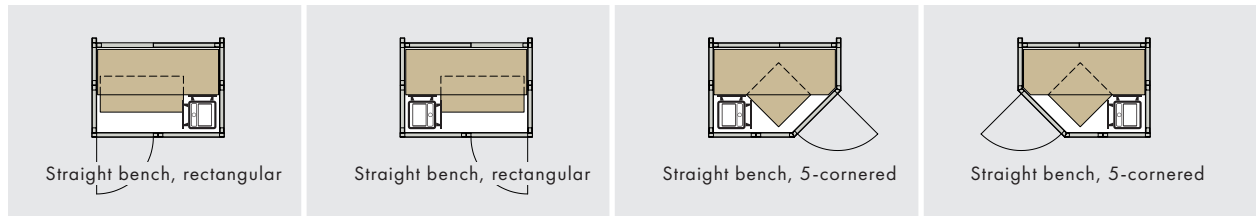
1 Also possible with MAJUS sauna heater

2 Illustration of the floor plans as examples on the last page

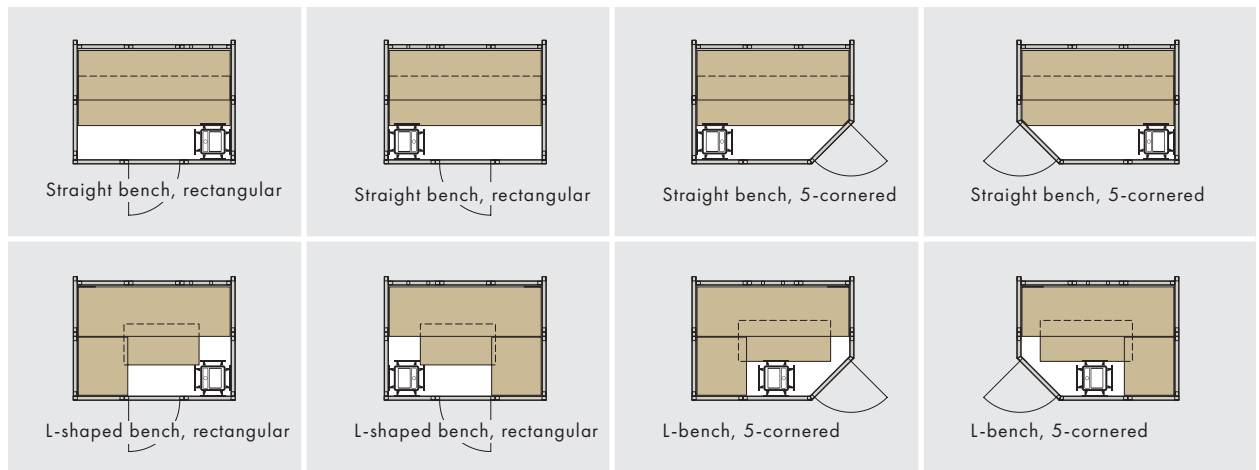
FLOOR PLAN EXAMPLES

With 194 possible floor plan variants, you are spoilt for choice and you decide on the floor plan that exactly matches your installation situation. Our expert advisors will be happy to assist you. Here are a few examples of the range of possibilities:

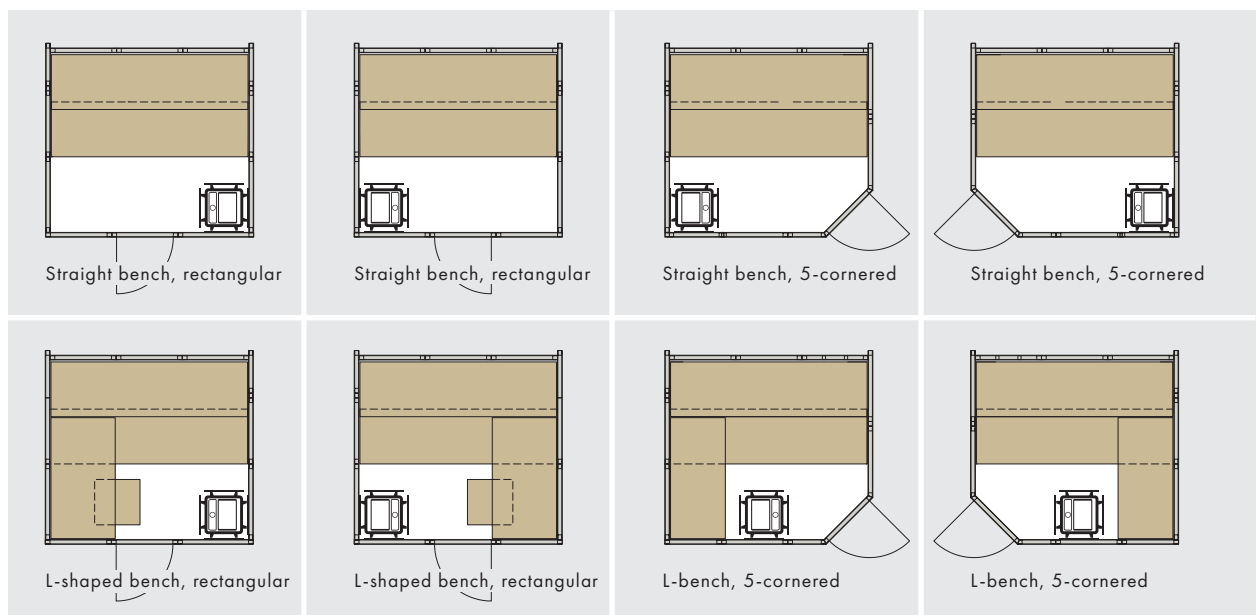
EASY – depth 1.05 m, width 1.40 m



EASY – depth 1.45 m, width 1.90 m



EASY – depth 2.05 m, width 2.20 m



Your dream sauna – very EASY

Our experts will be happy to advise you personally and individually on the planning of your EASY sauna. KLAFS are there for you.